



LATE BHAUSAHEB HIRAY S. S. TRUST'S INSTITUTE OF COMPUTER APPLICATION

ISO 9001:2015 CERTIFIED

S. No. 341, Next to New English School, Govt. Colony, Bandra (East), Mumbai 400 051.
Tel. 91-22-2657 0986 / 892 Telefax : 91-22-2657 3181 Website : www.hiray.edu.in E-mail : director@hiray.org.in

To whomsoever It May Concern

This is to Confirm that Late Bhausaheb Hiray S.S Trust's Institute of Computer Application, Mumbai has received around 15% to 20% responses i.e., score cards from the students graduated in the academic years 2018-19, 2019-20, 2020-21, 2021-22 and 2022-23 for key indicators 5.2 Student Progression with metric no. 5.2.2 Percentage of students qualifying in state/ national / international level examinations during the last five years.

Therefore, the statistical data/ information in the prescribed format are based on the total number of responses received.





**LATE BHAUSAHEB HIRAY S. S. TRUST'S
INSTITUTE OF COMPUTER APPLICATION**
ISO 9001:2015 CERTIFIED

S. No. 341, Next to New English School, Govt. Colony, Bandra (East), Mumbai 400 051.
Tel. 91-22-2657 0986 / 892 Telefax : 91-22-2657 3181 Website : www.hiray.edu.in E-mail : director@hiray.org.in

5.2.2.1 Number of students qualifying in state/national/ international level examinations during the last five years (eg: IIT/JAM/NET/SLET/GATE/GMAT/GPAT/CLAT/CAT/ GRE/TOEFL/IELTS/Civil Services/State government examinations etc.)

Year	Registration number/roll number for the exam	Names of students qualified	Name of the qualifying exam
2018-19	NIL	NIL	NIL
2019-20	NIL	NIL	NIL
2020-21	NIL	NIL	NIL
2021-22	NIL	NIL	NIL
2022-23	2120304551	NEHAL SOPAN TAWADE	THE ONLINE PRELIMINARY EXAMINATION (CRP RRBs -XI)FOR RECRUITMENT OF OFFICER SCALE-1 IN REGIONAL RURAL BANKS
	22065218	NEHAL SOPAN TAWADE	COMMON ADMISSION TEST(CAT) 2022
	50005643116	NEHAL SOPAN TAWADE	COMBINED GRADUATE LEVEL EXAMINATION 2022(TIER-1)
	24125101399	NEHAL SOPAN TAWADE	INTELLIGENCE BUREAU JIO-II/TECH EXAM-2023



[Handwritten signature]

COMMON ADMISSION TEST (CAT) 2022 ADMIT CARD



Name	TAWADE NEHAL SOPAN		
Application Number	22065218	Please affix the same photograph as uploaded in the form	
Date of Birth	10-01-2002		
Category	ST		
PwD	No		
Emergency Contact	8275354738		
Test Day Details			
Date and Day of Test	27 th November 2022 (Sunday)		
Test Times and Session	04:30 PM - 06:30 PM (IST), Evening Session		
Reporting/ Entry time at Centre	03:00 PM (IST)		
Gate Closing Time of Centre	04:15 PM (IST)		
Test City	Mumbai		
Test Centre	ION Digital Zone IDZ Powai Aurum IT Park, Morarji nagar, near Hotel Ramada, Powai, Mumbai, Maharashtra, India - 400087		Candidate's Signature in the presence of Invigilator
Google Map Link	Click here to get the location of your examination center on Google maps		

Instructions to the Candidate

- Print all the pages of this Admit Card on an A4 size paper using a laser printer. Admit Card is valid only if the candidate's photograph and signature images are legibly printed. Please affix the same photograph as uploaded while registering for CAT at the indicated place (besides the printed photograph). The candidate must produce the Admit Card for verification at the time of the test. This Admit Card is valid only for the test date and session time as specified in the 'Test Day Details' section.
- Candidate must carry **"Any one of the original and valid Photo Identification Proof issued by the government"** – PAN card/Driving License/Voter ID/ Passport/Aadhaar Card (With photograph)/ E-Aadhaar/Ration Card/ Identification Affidavit along with the Admit Card. The Photo Identification Proof should not be damaged or smudged.
- Candidate must reach the centre as indicated against Reporting/ Entry time at centre. No candidate shall be permitted to enter after the Gate Closing Time.
- No candidate shall be permitted to leave the Test Centre before the end of the Test.
- Candidates are advised to locate their Test Centre and its accessibility at least a day before the test so that they can reach the Test Centre on time on the day of the test. The google map link embedded on the electronic version of the Admit card may be of particular help to locate the Test Centre.
- A writing pad and pens will be provided to the candidates for rough work, which will have to be returned after the test. Candidates should clearly write their name and application number on the writing pad.
- Mobile phones, electronic gadgets, watches, calculators, stationery items, papers, wallets, goggles, etc. will **NOT BE ALLOWED** inside the Test centre. Candidates must **NOT** wear any jewellery or other items containing metal. There is no facility for safekeeping of candidates' personal belongings outside the Test Hall and the Test Conducting Authority is not responsible for its damage or loss if any.
- Shoes/footwear with thick soles and garments with large buttons are NOT permitted.
- Candidates attempting to appear for CAT 2022 more than once will be disqualified from CAT 2022.
- Candidates need to make their own travel and stay arrangements for attending the test.
- The Admit Card is provisional, subject to the condition that the candidate has fulfilled the eligibility conditions like academic qualification, category, PwD status etc., as mentioned in his/her application, which is subject to verification in the consecutive stages of the selection process.
- Requests for change of the Test Centre will NOT be entertained.
- Parents/Guardians accompanying the candidate will not be allowed inside the test center.
- Violation of any of the above guidelines including impersonation or breaking of code of conduct for CAT 2022 will lead to cancellation of candidature and/or legal action.

TRUE COPY

IMPORTANT INSTRUCTIONS FOR CANDIDATES ON COVID-19

1. Candidates must maintain social distance starting from point of entry in the test venue till his/her exit from the test venue.
2. Candidate must bring their own Mask, Gloves, personal hand sanitizer (50ml), transparent water Bottle and the test related documents (Admit Card, ID Card etc.). No other items will be permitted inside the test venue.
3. Candidate must sign the declaration (provided below) appropriately and show the same to the centre staff at the entry into the test centre.
4. The temperature of candidates will be checked at the entry to the test venue via a Thermo Gun.
5. Candidates having symptoms of fever, cough, and cold would be made to sit in a separate isolation room/place with adequate safety measures.
6. Mapping of 'Candidate Application Number and the Lab Number' will NOT be displayed outside the test venue, but the same will be provided to the candidates individually at the time of the entry of the candidate to the test venue and post their Admit Card and Photo Identification Proof verification.
7. Candidates need to follow directions given by the test centre representatives during the entry and exit in the test centre.
8. At the registration desk, the candidate will be directed to sanitize his / her hands using the sanitizer. Photographs will be captured during the registration process.
9. Candidates will be under the CCTV surveillance throughout the test duration.
10. Candidates are required to report at the test venue strictly as per the time slot mentioned in the admit card AND/OR informed via SMS on their registered mobile number prior to testing date. It is expected that candidate strictly adhere to this time slot – as entry into the test center will be provided based upon the individual's time slot ONLY.

Self-Declaration

We are concerned about your health, safety & hygiene. In the interest of your well-being and that of everyone at the venue, you are requested to declare if you have any of the below listed symptoms by using a ✓ (Yes, I have) or ✗ (No, I do not have).

Cough	<input type="checkbox"/>	Fever	<input type="checkbox"/>		
Cold / Runny Nose	<input type="checkbox"/>	Breathing Problem	<input type="checkbox"/>		
Vaccinated	<input type="checkbox"/>	Dose 1	<input type="checkbox"/>	Dose 2	<input type="checkbox"/>

I'm certifying that I've NOT been identified as a potential carrier of the COVID-19 virus. I also understand that the health and wellbeing of our community is our first priority; therefore the test centre reserves the right to deny entry to its premises.

Candidate Name : _____
Candidate Application No. : _____
Date of Exam : _____
Test Center Name : _____
Signature of Candidate : _____


TRUE COPY

INTELLIGENCE BUREAU
(Ministry of Home Affairs)
Government of India
JIO-II/Tech Exam - 2023

E-ADMIT CARD

Date and Time of Examination: 22nd Jul 2023 and 08:30 AM - 10:30 AM

Reporting Time: 07:00 AM

Gate Closure Time: 08:00 AM

Name of the Candidate: NEHAL SOPAN TAWADE

Father's/ Husband's
Name: SOPAN

Roll No.: 241252101399 D.O.B: 10-01-2002

Category: ST Sub-Category: -

Application Ref. No.: IBJIO230106118

Address of the candidate :

D-27 AKASHWANI METRO STAFF QUARTER OPP GORAI DEPOT BORIVALI WEST
MUMBAI, Mumbai Suburban, Maharashtra, India, 400091



Photograph
to be pasted here.
The photograph
must be identical to
the one uploaded

(Signature of Candidate)

(Signature of Candidate
in front of invigilator)

Name & Address of Examination Centre :

ION Digital Zone IDZ Powai
Aurum IT Park, Moraji nagar, near Hotel Ramada, Powai, Mumbai, Maharashtra, India - 400087

Please write the shift here Shift1

(Signature of Examination Authority)

A PARAGRAPH WILL APPEAR ON YOUR COMPUTER SCREEN IMMEDIATELY BEFORE STARTING THE EXAM. THIS PARAGRAPH CONTAINS SOME SENTENCES/WORDS, NUMERICALS AND JUMBLED WORDS. THIS PARAGRAPH MAY BE REPRODUCED VERBATIM IN THE SPACE GIVEN BELOW:

Please write the statement in the box right below: "I do hereby declare that all the information furnished above are true to the best of my knowledge and I am the same person appearing in the exam whose photograph is scanned & pasted above"

Name :

Date :

Signature of the candidate

TRUE COPY

Things to be brought compulsorily by the candidates for the CBT to examination centre

- 1) Printed copy of E-Admit Card
- 2) Original Photo ID proof as mentioned in the instructions below
- 3) 2 Passport photographs, identical to the one uploaded.

Please read the following instructions carefully before proceeding for the Computer Based Test (CBT):






1. The candidates may ensure that all 3 pages of this admit card (preferably in colour) have been downloaded/printed and are advised to carry it to the allocated Test Centre on the Date and Time mentioned above.
2. The printed E-Admit Card must be presented for verification along with at least one ORIGINAL (not photocopy or scanned copy) valid PHOTO IDENTIFICATION CARD, viz. Voter Identification Card, Driving License, PAN Card, Passport or Aadhaar Card, Identity Card issued by University/College. **In case the scanned photograph does not appear/is not clear in the E-Admit card, the Candidates must bring two recent colour passport size photograph(s) at the test centre on the day of examination.**
3. No candidate will be allowed to enter at the Test Centre without valid E-Admit Card & Photo Identification Card.
4. In case of post marriage or change in the name, the candidates must bring original matriculation certificate along with original Identification Card. The identity of the candidate will be verified with the proof provided by the candidates.
5. Candidates are required to paste a passport size photograph, identical to the one uploaded, in the space provided above.
6. **REQUEST FOR CHANGE IN TEST DATE/SESSION/CENTRE/VENUE WILL NOT BE CONSIDERED UNDER ANY CIRCUMSTANCES.**
7. The total duration of Test is 2 hours. Each correct answer shall carry one mark. For each wrong answer, 0.25 (1/4) mark will be deducted. No marks will be awarded for questions not attempted or answered but marked for review.
8. Candidates shall be strictly barred from going outside the Test Centre during the examination period.
9. Candidates are advised to locate the Test Centre and its accessibility at least a day before the test so that they can reach the test centre on time for the test. Examining authority will not be responsible for late arrival of candidates.
10. The candidate is required to report at exam centre as per reporting time given above. Candidates are advised to reach their allotted exam centre before reporting time as mentioned in E-Admit Card so that entry formalities i.e., Thermal Scanning, Bar Code Scanning, Biometrics & Photography can be done prior to allotment of computer node for appearing in exam. The entry gates of exam centre will be closed half an hour before commencement of Computer Based Test. **LATE ENTRY WILL NOT BE ALLOWED UNDER ANY CIRCUMSTANCES.**
11. Candidates are strictly advised not to carry any electronic devices like smart phone, feature phone, electronic gadgets, earphones or microphones, all type of watches, electronic or non-electronic communication devices, hand bags, purse, calculator, log tables/pager, digital diary, book/notes and any type of metallic items, etc. inside the Examination lab. If any candidate is found in possession of any of these devices (even in switched off condition also)/documents, his/her candidature is liable to be disqualified. Candidates are also advised not to bring any valuable/ costly items or jewellery to the examination centre as arrangement of safe keeping of the same cannot be assured and exam centre will not be responsible for safe custody, loss or theft.
12. Once the capturing of Biometrics/Photograph is done at Registration Desk of exam centre, the Candidate should proceed to the allocated computer node and should not leave the Examination Hall/Room till the Computer Based Test is over.
13. After the Computer Based Test is over, the candidates **must appear for Biometrics/Photograph and deposit this e-admit card before leaving the computer lab.** Failure to do so shall render the candidature of the candidate forfeited. It is in their own interest that the candidates must appear for photography/biometrics and deposit their e-admit cards to the invigilator invariably.
14. The User ID and PASSWORD for the Computer Based Test will be provided to the Candidates 10 minutes before commencement of test at their respective computer terminal by test administrators/invigilators. The candidates will be required to enter Login ID and PASSWORD for appearing in Computer Based Test. Please ensure that candidates' particulars appearing on the computer screen are correct after Login.
15. For rough work, candidates should bring at least two transparent blue/black ball point pens, while the paper would be provided at the test centre, which must be deposited back to the invigilator after conclusion of the exam.
16. Anyone found to be disclosing, publishing, reproducing, transmitting, storing or facilitating transmission & storage of test contents in any form or any information therein in whole or part thereof or by any means i.e., verbal or written, electronic or mechanical or taking away the rough papers supplied in the exam centre or found to be in unauthorized possession of test content will be considered as serious misconduct & will be debarred/disqualified from exam. Disciplinary & legal action would be taken against such candidates as per rules & would be reported to police, if necessary. Candidates must also refrain from creating any obstruction during the conduct of exam. If any candidate is found obstructing the conduct of exam or creating disturbances at the exam venue, his/her candidature shall be summarily cancelled. Such candidate shall also be liable to be debarred from future exam of IB & legal proceedings could be initiated against him/her.
17. Admission to the test centre would be strictly in accordance with the instructions contained in this e-admit card.
18. Your candidature for the Computer Based Test (CBT) is "PROVISIONAL" pending detailed scrutiny of eligibility as per the advertisement and recruitment regulations of IB. In case, it is found at any stage of recruitment/selection process that the candidate does not fulfil the eligibility criteria and information provided by the candidate is found to be false or is not in conformity with the eligibility criteria mentioned in advertisement including Fee, Age, Caste Category, Sub-Category, Educational Qualification, etc. the candidature of the candidate will be rejected at any stage of recruitment/selection process and even after appointment.
19. Candidates should check the particulars i.e., Name, Date of Birth, Photograph, Signature, Category, Sub-Category etc. mentioned in E-Admit Card carefully and also eligibility in all respects as per the recruitment advertisement. For any queries kindly contact the helpdesk Number: 9986640811 [1000 hrs to 1800 hrs / Monday to Saturday].
20. Candidates appearing in the computer-based test should, in their own interest, check their eligibility for the post applied as per the recruitment advertisement & ensure that he/she fulfils all eligibility criteria in all respects as mentioned therein for the post before appearing in Computer Based Test to avoid disappointment at any later stage as his/her candidature is liable to be cancelled if found ineligible for the post at later stages of selection process pending, scrutiny of eligibility & verification of testimonials/certificates regarding eligibility.
21. Travelling and other expenses would be borne by the candidate and no travelling expenses such as TA/DA, Accommodation etc. will be admissible for appearing in the Computer Based Test.

TRUE COPY

22. Important: After 04/05 days of conduct of examinations, candidates can view their individual answers/online response (own answers and answer key), by logging into online portal with their registered credentials. In case of query/objection in respect of any question(s) and its answer, it is to be submitted only through Online Response Link in the portal with documentary evidence within 03 days. The Objections received will be re-examined by the subject expert(s) for its finalisation. Response/Objection/Query related to questions or keys received through any other mode of communication/channel will not be entertained under any circumstances. On non-receipt of objections within stipulated period, such candidates will not have any right for any future legal claim, in any court of law, for re-evaluation at later stage of selection process. An SMS/email alert would also be sent to the candidates in this regard.
23. The candidates should regularly visit application portal as well as their email ID (provided at the time of registration, including spam/junk folder) for latest updates related to recruitment process.
24. The admit card does not constitute an offer of employment.
25. Any in-disciplined attitude/violence on the part of the candidate at the Test Centre will be viewed seriously, which may lead to cancellation of the candidature besides taking appropriate legal action.
26. Only those candidates who come up to a certain standard in Tier-I exam would be shortlisted for Tier-II exam, as laid out in the detailed advertisement.

COMPUTER BASED TEST (CBT) INSTRUCTIONS

1. The Total duration of test is **2 hour**.
2. The clock will be set at the server. The countdown timer in the top right corner of screen will display the remaining time available for you to complete the Test. When the timer reaches zero, the Test will end by itself. You will not be required to end or submit your Test.
3. The Question Palette to be displayed on the right side of screen will show the status of each question using one of the following symbols:

-  You have not visited the question yet.
-  You have not answered the question.
-  You have answered the question.
-  You have NOT answered the question, but have marked the question for review.
-  You have answered the question, but marked it for review.

The Marked for Review status for a question simply indicates that you would like to look at that question again. **If a question is answered and Marked for Review, your answer for that question will not be considered in the evaluation.**

Navigating to a Question :

4. To answer a question, do the following:
 - a. Click on the question number in the Question Palette to go to that question directly.
 - b. Click on **Save & Next** to save your answer for the current question and then go to the next question.
 - c. Click on Mark for Review & Next to mark it for review for the current question, and then go to the next Question.
 - d. **Caution:** Note that your answer for the current question will not be saved, if you navigate to another question directly (**without saving the answer**) by clicking on its question number.

Answering a Question :

5. Procedure for answering a multiple-choice type question:
 - a. To select your answer, click on the button of one of the options.
 - b. To deselect your chosen answer, click on the button of the chosen option again or click on the **Clear Response** button.
 - c. To change your chosen answer, click on the button of another option.
 - d. To save your answer, you **MUST** click on the **Save & Next** button.
 - e. To mark the question for review, click on the **Mark for Review & Next** button. ***If any answer is selected for a question that is Marked for Review, that answer will not be considered in the evaluation.***


TRUE COPY



इंस्टीट्यूट ऑफ बैंकिंग पर्सोनेल सिलेक्शन

(भारतीय रिज़र्व बैंक, इंडियन फ़िनैन्सियल ग्रुप और इंडियन स्टेट बैंक द्वारा स्थापित एक स्वायत्त संस्था)

INSTITUTE OF BANKING PERSONNEL SELECTION

(An autonomous body set up by Reserve Bank of India, Central Financial Institutions and Public Sector Banks)



असेसमेंट में, हम का ध्यान रखता है भारत

In assessment, India trusts us

CRP RRB XI : 01

CALL LETTER FOR THE ONLINE PRELIMINARY EXAMINATION (CRP RRBs-XI) FOR RECRUITMENT OF OFFICER SCALE-I IN REGIONAL RURAL BANKS

PLEASE NOTE: After the examination, you are required to keep this call letter safely along with copy of attached Photo ID proof (both duly authenticated / stamped by Exam officials) and bring both documents at the time of main examination (if shortlisted).

Registration No.:	2120304551	
Candidate's Name:	NEHAL SOPAN TAWADE	
Exam Date:	21/08/22 Sunday	<p>PLEASE AFFIX YOUR RECENT PASSPORT SIZE COLOUR PHOTOGRAPH (same as uploaded in the online application form) & SIGN ACROSS (Please keep 8 copies of the same for future use). In addition to the pasted photograph, one more photograph is to be brought for this examination.</p>  <p>Photograph affixed should match the uploaded photograph (As printed). In case of discrepancy, the uploaded photo only will be considered for identification purpose.</p>
Reporting Time:	08:00 AM	
Roll No./ User ID:	2091004231	
Password:	67601799	
Exam Venue Address:	ION DIGITAL ZONE IDZ POWAI AURUM IT PARK MORARJI NAGAR NEAR HOTEL RAMADA POWAI MUMBAI MAHARASHTRA 400087	
(Venue Code)	O 15098	

Madam / Sir,




Re : **ONLINE Preliminary Examination for Recruitment of Officer Scale-I in Regional Rural Banks**

With reference to your Application for the above recruitment in response to the advertisement published in the newspapers, and posted on the authorised IBPS website www.ibps.in, please appear for the Online Preliminary Examination at your own expenses on the date, time and venue mentioned above, subject to the terms and conditions set out below.

- Please bring this call letter with your photograph affixed thereon, a photocopy of photo identity proof stapled with it and same (currently valid) photo ID in original along with 1 additional photograph - THIS IS ESSENTIAL.
- Currently valid photo identity proof may be PAN Card/Passport/Permanent Driving License/Voter's Card with photograph/Bank Passbook with photograph/Photo Identity proof issued by a Gazetted Officer or People's Representative on official letterhead/Valid recent Identity Card issued by a recognised College or University/Aadhar Card/E-aadhar Card with a photograph/ Employee ID/ Bar Council Identity card with photograph.
- Please Note - Ration Card and Learner's Driving License will NOT be accepted as valid ID proof.
- Please Note: Candidate reporting without one photograph pasted on the Call Letter and one additional photograph will not be allowed to appear for the examination. Candidates must bring ink stamp pad and glue for affixing left thumb impression and pasting photograph on attendance sheet.

Handwriting Sample (to be copied from screen as instructed)

I have brought and attached my _____ ID with number _____
(Aadhar/ PAN/ DL etc.)

		
Candidate's Signature (To be signed in the presence of the invigilator at the time of examination)	Invigilator's Signature (Candidate's signature obtained in my presence and photograph verified by me)	VBO's Signature (I have verified the call letter and ID proof presented by the candidate as above)

Yours faithfully,

Head - Administration

You must report at the examination venue 15 minutes before the reporting time.

Late comers will not be allowed to take the test. Candidate will not be permitted to leave the examination hall till the time for the test is over and/or permission to leave the hall is given by the test administrator.

Your photograph affixed on the call letter should match the one uploaded in the online application form, failing which you will not be allowed to appear for the examination. Your signature should tally with the signature uploaded. In case of discrepancy, you will not be allowed to appear for the examination. Registration at the exam venue will be done through photo capture. Photo captured will be matched with the photo uploaded by you in the application (As printed in the call letter). You must NOT change your appearance from the photo uploaded by you. Scribe photograph will also be captured.

The examination will be conducted online. You must enter your User ID and Password, which are printed on this call letter, to enter the online examination site. Your name and other details will appear on the screen after login. Please verify and ensure correctness of these details. Disclosure of User ID & Password to third party shall be at the risk & responsibility of the candidate. Please read the instructions given in the next page and also the information handout available on


TRUE COPY

TWO PAGES INSTRUCTIONS + ONE PAGE DECLARATION

INSTRUCTIONS

1. You must bring the call letter along with (currently valid) photo identity proof (such as PAN Card/Passport/Permanent Driving License/Voter's Card with photograph/Bank passbook with photograph/Photo Identity proof issued by a Gazetted Officer or People's Representative on official letterhead/ Valid recent Identity Card issued by a recognised College or University/Aadhar Card/E-Aadhar Card with a photograph /Bar Council ID Card with photograph/Employee ID) in original as well as a photocopy. Please note that your name as appearing on the call letter (provided by you during the process of registration) should exactly match the name as appearing on the photo identity proof. If there is any mismatch between the name indicated in the Call Letter and Photo Identity proof you will not be allowed to appear for the examination.
 - Ration Card and Learner's Driving License will NOT be accepted as valid ID proof.
 - In case of candidates who have changed their name will be allowed only if they produce Gazette notification/their marriage certificate/affidavit.
2. You should ascertain exact location of the venue well in advance of the date of examination.
3. You need to paste your photograph on the call letter and bring one more photograph in addition. Candidates reporting without one photograph pasted on the call letter and one additional photograph will not be allowed to appear for the exam. (It is advisable that candidate retains about 8 copies of the same photograph which is uploaded at the time of Application as these would be needed for further stages of this selection process).
4. Call letter and ID proof management:
Call letter of Preliminary Exam will not be collected at the examination venue. However, it will be duly authenticated/stamped by the exam officials. Candidate will need to retain this call letter (along with authenticated/stamped copy of the ID proof) safely. Candidates who will be called for Main Exam will be required to bring this call letter along-with Main Exam call letter & other requisite documents as per information provided in the "Information Handout" and Call letter of main examination.
For candidates availing the services of a Scribe – Scribe declaration form will be collected after the preliminary examination.
5. Late comers will not be allowed to take the test. Candidates will not be permitted to leave the examination hall till the time for the test is over and the test administrator has given permission to leave. The test will begin after completion of the formalities like attendance, obtaining signature on the call letter and photo capture etc. IBPS will not be responsible for any delay or disruption in transport.
6. A handout giving information about the type of tests you will be taking is available on authorised IBPS website. Please download the information handout and study it carefully. In addition a link for a mock test will be available on the authorised IBPS website.
7. You should bring a ball point pen, ink stamp pad and glue with you to the examination hall.
8. Please note that you are allowed to appear only once for the examination for above mentioned post. Multiple appearances will result in cancellation of candidature. In case more than one call letter has been generated, you are advised to appear only once on the date and at the time mentioned on the respective call letter. All other call letters are to be surrendered.
9. You should strictly comply with the directions given to you by the test administrator/invigilator. If any candidate is found disregarding these directions he/she will be liable to be debarred from the test.
10. Any candidate found resorting to any unfair means or malpractice or any misconduct while appearing at the examination including giving/receiving help to/from any candidate during the test will be disqualified. The candidate should be vigilant to ensure that no other candidate is able to copy from his/her answers. IBPS would be analysing the responses (answers) of individual candidates with other candidates to detect patterns of similarity of right and wrong answers. If in the analytical procedure adopted by IBPS in this regard, it is inferred/concluded that the responses have been shared and scores obtained are not genuine/valid, IBPS reserves right to cancel the candidature of the concerned candidates and the result of such candidates (disqualified) will be withheld.
11. You are advised not to bring any of the banned items to the venue of examination as arrangement for safekeeping cannot be assured. Following items are not allowed inside the examination centre:
Any stationery item like textual material (printed or written), bits of papers, Geometry/Pencil Box, Plastic Pouch, Calculator, Scale, Writing Pad, Pen Drives, Log Table, Electronic Pen/Scanner, Any communication device like Bluetooth, Earphones, Microphone, Pager, Health Band etc. Other items like Goggles, Handbags, Hair-pin, Hair-band, Belt, Cap, Any watch/Wrist Watch, Camera, Any metallic item, Any eatable item opened or packed, water bottle (only transparent water bottle is allowed), Any other item which could be used for unfair means for hiding communication devices like camera, blue tooth devices etc. You are advised to avoid wearing ornaments like Ring, Earrings, Nose pin, Chain/Necklace, Pendants, Badge, brooch etc. After AarogyaSetu status display at the entry gate, candidates will be required to switch off their mobile phones, and deposit it at the designated location, to be collected while exiting.
12. Anyone found to be disclosing, publishing, reproducing, transmitting, storing or facilitating transmission and storage of test contents in any form or any information therein in whole or part thereof or by any means verbal or written, electronic or mechanical or taking away the papers supplied in the examination hall or found to be in unauthorised possession of test content is likely to be prosecuted.
13. Person with Benchmark Disability should contact the Test Centre Administrator of the test venue at least 30 minutes before the time of examination for assistance in seating, if needed.
14. Guidelines and Declaration Form for Person with Benchmark Disability candidates, using the services of a Scribe can be downloaded from authorised IBPS website.
15. Any request for change of centre/venue/date/session will not be entertained.
16. You may please note that this call letter does not constitute an offer of employment by any/all Regional Rural Bank(s).
17. Your admission to the examination is strictly provisional. Before coming for the examination, please ensure that you are eligible according to the eligibility criteria stipulated in the Advertisement. If you are not eligible, your candidature will be cancelled at any stage.
18. Any canvassing for selection including change of date, time and venue shall be considered as disqualification.
19. Please read instructions related to Social Distancing mode of Exam given on next page.


TRUE COPY

SOCIAL DISTANCING MODE CONDUCT OF EXAM RELATED INSTRUCTIONS

- 1 Candidate is required to report at the exam venue strictly as per the time slot mentioned in the Call Letter. Late comers will not be allowed to take the test.
- 2 Mapping of 'Candidate Roll Number and the Lab Number' will NOT be displayed outside the exam venue, but the same will be intimated to the candidates individually at the time of entry of the candidate to the exam venue.
- 3 Items permitted into the venue for Candidates:

Candidates will be permitted to carry only certain items with them into the venue.

- a. Mask (WEARING A MASK is COMPULSORY)
- b. Gloves
- c. Personal transparent water bottle (Candidates should bring their own water bottle)
- d. Personal hand sanitizer (50 ml)
- e. A simple pen, ink stamp pad and glue
- f. Exam related documents [Call Letter (with photograph pasted on it) and Photocopy of the photo ID card stapled with it, same ID Card in Original & 1 additional photograph.] The name on the ID and on the Call Letter should be exactly the same.
- g. In case of Scribe Candidates - Scribe form duly filled and signed with Photograph affixed.

No other items are permitted inside the venue.

- 4 Candidate should not share any of their personal belonging/material with anyone
- 5 Candidate should maintain safe social distance with one another.
- 6 Candidate should stand in the row as per the instructions provided at venue.
- 7 If candidate is availing services of a scribe, then scribe also should bring their own Gloves, N95 Mask, sanitizer (50ml) and transparent water bottle. Wearing a mask is compulsory. Both candidate and Scribe will require to be wearing N95 Mask.
- 8 A Candidate must have AarogyaSetu App installed on his mobile phone. The AarogyaSetu status must show candidate's risk factor. A candidate will have to display this status to the Security Guard at the entry into the exam venue. In case a candidate does not have a smart phone, he/she will have to bring in a signed declaration to this effect (declaration is provided along with this Call Letter) and show the same to the Security Guard at the entry into the exam venue. Candidates with Moderate or High Risk Status on AarogyaSetu App will not be allowed entry. In case any of the responses in declaration suggest COVID 19 infection/symptoms, the candidate will not be permitted inside the exam venue. (If candidate is availing services of a Scribe, then Scribe should also follow the same instructions.)
- 9 After AarogyaSetu status display at the entry gate, candidates will be required to switch off their mobile phones, and deposit it at the designated location, to be collected while exiting.
- 10 All candidates (and Scribe, if applicable) will be checked with Thermo guns at the entry point for temperature. In case, any person is observed to be having above normal temperature ($> 99.14^{\circ} F$) or displaying any symptoms of the virus, they will not be allowed entry into the venue.
- 11 In candidate registration :
 - a. Candidate registration will be done through photo capture. Photo captured will be matched with the photo uploaded by you in the application. You must NOT change your appearance from the photo uploaded by you. (Photograph of Scribe will also be captured)
 - b. Photograph will be taken while candidate is standing.
 - c. Seat number will be given to the candidate.
- 12 Rough sheet, call letter and ID proof management:
 - Rough sheet(s) kept at each candidate desk will be used by candidate. After the end of examination candidates need to drop the rough sheets in the designated drop box as instructed at the venue.
 - Call letter of Preliminary Exam will not be collected at the examination venue. However, it will be duly authenticated/stamped by the exam officials. Candidate will need to retain the call letter (along with authenticated/stamped copy of the ID proof) safely. Candidates who will be called for Main Exam will be required to bring this call letter along-with Main Exam call letter & other requisite documents as per information provided in the "Information Handout" and Call letter of main examination.
For candidates availing the services of a Scribe - Scribe declaration form will be collected after the preliminary examination.
 - You need to bring one additional photograph (same as pasted by the candidate on call letter) with you to the examination centre. Candidates reporting without photograph (one pasted on the call letter and one additional photograph) will not be allowed to appear for the exam.
(It is advisable that candidate retains about 8 copies of the same photograph which is uploaded at the time of Application as these would be needed for further stages of this selection process).

13 Post Examination Controls

- On completion of examination, the candidates will be permitted to move out in an orderly manner one candidate at a time. Please wait for instructions from invigilator and do not get up from your seat until advised.


TRUE COPY

We are concerned about your health, safety & hygiene. In the interest of your well-being and that of everyone at the venue, you are requested to declare if you have any of the below listed symptoms by using a ✓ (Yes, I have) or ✗ (No, I do not have).

Self-Declaration

Cough	<input type="checkbox"/>
Fever	<input type="checkbox"/>
Sore Throat / Runny Nose	<input type="checkbox"/>
Breathing Problem	<input type="checkbox"/>
Body Ache	<input type="checkbox"/>

I have NOT been in close contact with a person suffering from Covid 19 and am NOT under mandatory quarantine.

I may be subject to legal provision/action as applicable for hiding any facts on Covid 19 infections related to me and causing health hazard to others.

I am aware IBPS has taken measures as per advisories of Government of India related to norms of social distancing and sanitization at the Examination Venue.

I'm asked to fill this Self-Declaration, since I do not have "Aarogya Setu" App on my mobile phone.

I'm certifying that I've NOT tested Positive for the Corona virus or Identified as a potential carrier of the COVID-19 virus.

Candidate Name : _____
Candidate Roll No : _____
Date of Exam : _____
Exam Venue Name : _____
Signature of Candidate : _____

(In case candidate is using Scribe Services and Scribe does not have Aarogya Setu App, Self-Declaration Form is to be filled by the Scribe also)


TRUE COPY

कर्मचारी चयन आयोग पश्चिमी क्षेत्र (मुंबई)
वेबसाइट: www.sscwr.net
हेल्पलाइन नम्बर: 07738422705/09869730700
ई-मेल आई डी: examinqurysscwr@gmail.com



Staff Selection Commission Western Region (Mumbai)
Website: www.sscwr.net
Helpline No. 07738422705/09869730700
Email Id: examinqurysscwr@gmail.com

ई-प्रवेश प्रमाणपत्र / e-ADMISSION CERTIFICATE

संयुक्त स्नातक स्तरीय परीक्षा, 2022 (चरण-I)
COMBINED GRADUATE LEVEL EXAMINATION, 2022 (TIER-I)



रजि. सं. :

Registration No:

50005643116

अनुक्रमांक सं. :

Roll No. :

7204004046

(यूजर आई डी के रूप में प्रयोग करें) (to be used as User ID)

प्रतिपिक के लिए विकल्प:


Opted for Scribe:

NO

परीक्षा के लिए पासवर्ड :

Password for Examination :

10012002

परीक्षा तिथि / Exam Date		उपस्थित होने का समय / Reporting Time		प्रवेश बंद होने का समय / Entry Closing Time	
05/12/2022		1:15 PM		2:00 PM	
उम्मीदवार का नाम / Candidate's Name		उम्मीदवार का नया या बदला हुआ नाम / Candidate's New or Changed Name		लिंग/ Gender	
TAWADE NEHAL SOPAN				Male	
जन्म तिथि/ Date of Birth				श्रेणी/ Category	
10/01/2002				ST	
उम्मीदवार का पता / Candidate's Address					
D-27 AKASHWANI METRO STAFF QUARTER OPP GORAI DEPOT BORIVALI WEST MUMBAI SUBURBAN MAHARASHTRA - 400091					
परीक्षा की तिथि और समय / Date & Time of Examination		परीक्षा केन्द्र / Examination Venue			
05/12/2022 2:30 PM to 3:30 PM		ION Digital Zone IDZ Powai Aurum IT Park, Morarji nagar, near Hotel Ramada,Powai, Mumbai, Maharashtra, India, 400087 Mumbai Mumbai Maharashtra - 400087			

- Candidate must carry an original photo identity card having the same Date of Birth (including Date, Month & Year) as printed on the Admission Certificate.
- If photo identity card does not have the same Date of Birth (including Date, Month & Year) then the candidate must carry an additional certificate (in original) as proof of his/her Date of Birth.
- In case of mismatch in the Date of Birth mentioned in the Admission Certificate and photo ID/the certificate brought in support of Date of Birth, the candidate will not be allowed to appear in the examination.
- Admit card must be kept safely till final result. Roll Numbers cannot be given again if lost.

चरण-I / Tier-I	विषय / Subject	प्रश्नों की संख्या / No. of Questions	अधिकतम अंक / Max. Marks
(वस्तुनिष्ठ प्रकार) (Objective Type)	(A) सामान्य बुद्धिमत्ता एवं तर्कशक्ति / General Intelligence and Reasoning	25	50
	(B) सामान्य जानकारी / General Awareness	25	50
	(C) परिमाणत्मक अभिरुचि / Quantitative Aptitude	25	50
	(D) अंग्रेजी परिज्ञान / English Comprehension	25	50

TRUE COPY

General Instructions for the Candidates

1. The candidates are advised to reach centre as per the time slot indicated against Reporting/ Entry time in the admit card.
2. Candidates should note that no candidate will be allowed entry after the entry closing time in any circumstance or due to any reason. Gates will be closed strictly at entry closing time.
3. Candidates should invariably bring the following at the time of reporting for the examination:
 - (a) **Admission Certificate**
 - (b) Two copies of their **latest coloured passport size photograph** (3 cm x 3.5 cm).
 - (c) At least one valid **photo bearing identity proof in ORIGINAL** with clear photograph (Eligible photo identity proofs such as 1. Passport, 2. Aadhaar Card/Print out of eAadhaar, 3. Driving License, 4. Service ID Card issued to employees by Central Govt./State Govt./ PSUs, 5. ID Card issued by University/College/School 6. Voter's ID Card, 7. PAN Card, 8. Ex Servicemen Discharge Book issued by Ministry of Defence, 9. Any other Photo Identity Proof issued by Central Govt./ State Govt.)
 - (d) If the Photo Identity Card does not contain the complete Date of Birth, then the candidate must carry an additional original document having the Date of Birth as printed on the Admission Certificate (e.g. Admit Card/ Pass Certificate/ Marks Sheet of 10th Class issued only by CBSE/ ICSE/ State Boards; Birth Certificate, Category Certificate etc. issued only by Central Govt. / State Govt. / PSUs). **In case of a mismatch in the Date of Birth mentioned in the Admission Certificate and Photo ID Proof/ the Certificate brought in support of Date of Birth, the candidate will not be allowed to appear in the examination.**
 - (e) **Transparent water bottle.**
4. No candidate will be allowed to leave the examination lab before the completion of the examination time for any reason without permission from the exam Functionaries. Once a candidate leaves the lab without the permission of the exam functionaries, he/she shall not be allowed to re-enter the examination lab and his/her candidature shall be cancelled.
5. Candidates shall be permitted to appear in the exam only at the venue as specified in the Admission Certificate.
6. Candidates are advised to visit the exam venue at least one day in advance so that they can reach the examination venue on the date of exam in time.
7. Candidates must ensure that they do not appear in the examination more than once. Otherwise candidature of such candidates would be cancelled and appropriate action will be taken against them.
8. Candidature of candidates is purely provisional. It is advised that candidates should satisfy themselves that they fulfil all the eligibility conditions. If at any stage, it is found that a candidate does not fulfil any of the eligibility conditions, his/her candidature shall be cancelled.
9. Prohibited items such as watches, books, pens, paper chits, magazines, electronic gadgets (mobile phones, Bluetooth devices, head phones, pen/ buttonhole/ spy cameras, scanner, calculator, storage devices etc) are strictly not allowed in the examination lab. If any such item is found in the possession of a candidate in the examination lab, his/her candidature is liable to be cancelled and legal/criminal proceedings could be initiated against him/her. He/she would also be liable to be debarred from appearing in future examinations of the Commission as per extant rules.
10. Candidates should avoid wearing items like nose pins, bracelets, earrings, charms, kadas etc. In case, religion/ customs require candidates to wear specific attire, the frisking may take more time and therefore candidates should report at the venue of examination early.
11. Candidates are advised not to bring bags and prohibited items into the examination venue. In case they bring any such item, they would have to make their own arrangements for safe custody of such items. The Commission will not be liable to make any arrangement for safe custody of any such item.
12. Pen and paper for rough work would be provided in the examination lab.
13. All Exam Labs are under Video Surveillance.
14. Electronic watch (timer) will be available on the computer screen allotted to candidates.
15. Candidate should ensure that they do not indulge in any unfair means and shall also not talk to each other after commencement of the exam and during its entire duration.
16. Candidate shall have to undergo the process of contactless Frisking through Handheld Metal Detector (HHMD).
17. Candidate must strictly abide by the instructions given by the Exam Functionaries (Centre Supervisor / Invigilator, etc).
18. Candidate should ensure that they provide clear Left Thumb Impression (LTI), Certification Statement in their running handwriting and signature on Commission's Copy of Admission Certificate taking necessary precautions against Covid-19.
19. If any candidate is found obstructing the conduct of the examination or creating disturbances at the examination venue, his/her candidature shall be summarily cancelled. Such candidate shall also be liable to be debarred from future examinations of the Commission and legal/criminal proceedings could be initiated against him/her. It may be noted that no re-examination would be conducted if it is found that the examination was disrupted on account of instigation by the candidates.
20. If the examination does not commence at the scheduled time or is interrupted midway due to any technical snag or for any other reason, candidates should follow the instructions of the exam functionaries. They may have to wait patiently till the issue is suitably addressed and resolved. The Commission would take an appropriate action and decision in the matter which would be final and would be binding on candidates in case the exam could not be completed.
21. Candidates are assured that in case of disruption of examination for any reason such as major/minor technical snag or slow speed of server/breakdown of server etc., they will not, under any circumstances, lose the examination time to which they are entitled.
22. Candidates are advised to report to the concerned Regional Office/ Commission, in case they notice any irregularity during conduct of examination. The identity of such candidates will be kept confidential.
23. Eligible PwD candidates are entitled for compensatory time of 20 minutes per hour and assistance of scribe.
24. PwD candidates, other than those affected by blindness and cerebral palsy, who have opted for the facility of scribe and/or Compensatory time in their application form are required to produce certificate as per Annexure-1 of the Notice of Examination for availing the facility of scribe.
25. Candidates opting for own scribe, the qualification of the scribe should be one step below the qualification of the candidate taking the examination. Such candidates shall be required to submit details of the own scribe in proforma at Annexure-II of the Notice of Examination. In addition, the scribe has to produce a valid ID proof (as per list given at Para-3) in original. A photocopy of the ID proof of the scribe signed by the candidate as well as the scribe is required to be submitted along with proforma at Annexure-II.
26. Scribe arranged by the PwD candidate should not be a candidate of this examination otherwise candidatures of both the candidates will be cancelled.
27. One eyed candidates and partially blind candidates, who are able to read the normal Question Paper set with or without magnifying glass and who wish to write/indicate the answer with the help of magnifying glass, will be allowed to use the same in the Examination Hall and will not be entitled to a Scribe. Such candidates will have to bring their own Magnifying Glass to the Examination Hall.
28. If any candidate is found in inebriated state that candidate will not be allowed entry to the venue.
29. In case of any doubt or clarification, the candidates are advised to contact the concerned Regional Office of the Commission personally or through the Helpline Numbers as indicated in the Admission Certificate.

-----Please See Next Page -----




TRUE COPY

STAFF SELECTION COMMISSION STAFF SELECTION COMMISSION STAFF SELECTION COMMISSION STAFF SELECTION COMMISSION STAFF SELECTION COMMISSION STAFF SELECTION COMMISSION

INSTRUCTIONS TO BE FOLLOWED DURING THE EXAMINATION (ONLY FOR COMPUTER BASED EXAMINATION)

Please read the instructions carefully

General Instructions:

1. The clock will be set at the server. The countdown timer in the top right corner of screen will display the remaining time available for you to complete the examination. When the timer reaches zero, the examination will end by itself. You will not be required to end or submit your examination.
2. The Question Palette displayed on the right side of screen will show the status of each question using one of the following symbols:
 - 1 You have not visited the question yet.
 - 2 You have not answered the question.
 - 3 You have answered the question.
 - 4 You have NOT answered the question, but have marked the question for review.
 - 5 The question(s) "Answered and Marked for review" will be considered for evaluation.
3. The Marked for Review status for a question simply indicates that you would like to look at that question again.
4. You can click on the ">" arrow which appears to the left of question palette to collapse the question palette thereby maximizing the question window. To view the question palette again, you can click on "<" which appears on the right side of question window.
5. You can click on your "Profile" image on top right corner of your screen to change the language during the exam for entire question paper. On clicking of Profile image you will get a drop-down to change the question content to the desired language.
6. You can click on  to navigate to the bottom and  to navigate to the top of the question area, without scrolling.

Navigating to a Question:

7. To answer a question, do the following:
 - a. Click on the question number in the Question Palette at the right of your screen to go to that numbered question directly. By selecting answer to this question and thereafter going to the next question directly from question palette does NOT save your answer to the current question.
 - b. Click on **Save & Next** to save your answer for the current question and then go to the next question.
 - c. Click on **Mark for Review & Next** to save your answer for the current question, mark it for review, and then go to the next question.

Answering a Question:

8. Procedure for answering a multiple choice type question:
 - a. To select your answer, click on the button of one of the options.
 - b. To deselect your chosen answer, click on the button of the chosen option again or click on the **Clear Response** button.
 - c. To change your chosen answer, click on the button of another option.
 - d. To save your answer, you MUST click on the **Save & Next** button.
 - e. To mark the question for review, click on the **Mark for Review & Next** button.
9. To change your answer to a question that has already been answered, first select that question for answering and then follow the procedure for answering the question.

Navigating through sections:

10. Sections in this question paper are displayed on the top bar of the screen. Questions in a section can be viewed by clicking on the section name. The section you are currently viewing is highlighted.
11. After clicking the **Save & Next** button on the last question for a section, you will automatically be taken to the first question of the next section.
12. You can shuffle between sections and questions anytime during the examination as per your convenience.
13. Candidate can view the corresponding section summary as part of the legend that appears in every section above the question palette.

Instruction for images:

14. To zoom the image provided in the question roll the cursor over it.


TRUE COPY

OMMISSION

OMMISSION